

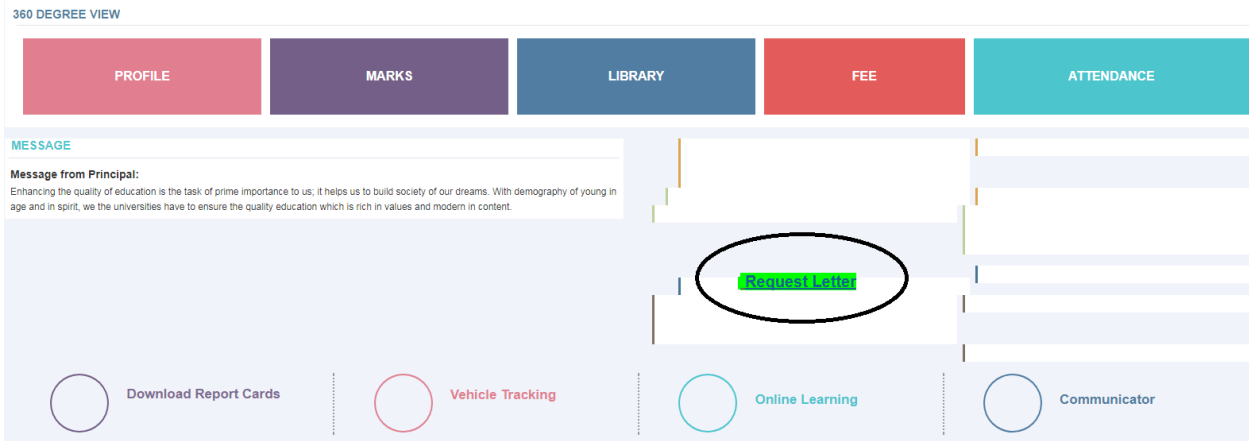
HOW TO APPLY FOR ONLINE SEAT WITHDRAWAL BY STUDENT

LOGIN ID AND PASSWORD is sent to your respective email address

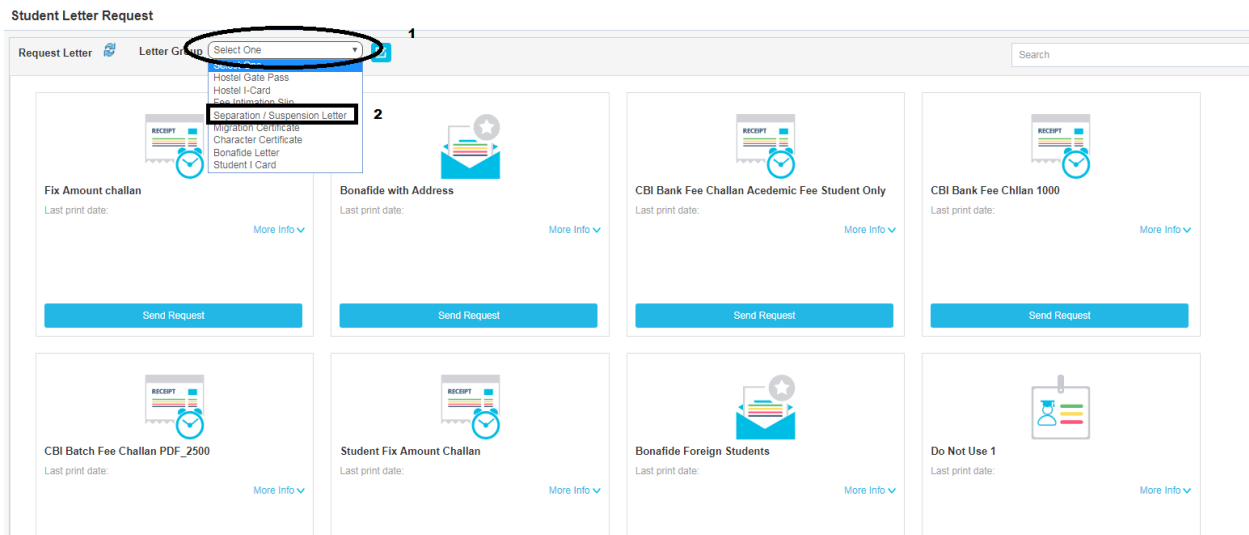
Kindly visit to <https://www.tcsion.com/SelfServices>

After Login please follow the Procedure

STEP - 1 After Login, following page will be displayed, Click on **Request Letter**






STEP - 2 Screen Will Show and Click on Select one >>> Separation / Suspension Letter




Click on Print take Print out

Student Letter Request

Request Letter  Letter Group 



Seat Withdraw Application
Last print date: 2017-07-31

[More Info](#) 

Print

Click on Print

After taking Print out of Letter, Kindly fill the detail and visit college to get permission from the Principal